







What Does It Mean?

To Teach the What Does It Mean? strategy, use Selection 3 and Graphic Organizer 3. Give the students the word list that is in the template. Have them complete the other steps in the strategy as you read the directions in the left column.

1. Have students make a list of key words about the topic. (The words may come from memory or from skimming a reading passage. The teacher may also provide the list.) The words should be written in the large rectangular box. (NOTE: In the practice exercise, give the students the list of words in the Word List.)
2. Have the students group the words in one of the ovals. The words should be grouped by some common characteristic. Use each word in only one oval.
3. After the words are grouped, have students give each group of words a name. Write the name in the rectangular box under each circle.
4. Based on the groupings, have students make a prediction (hypothesis) about something that may be addressed in the selection.

WORD LIST			
<i>culture</i>	<i>customs</i>	<i>beliefs</i>	<i>traditions</i>
<i>atlatl</i>	<i>archaeologists</i>	<i>prehistoric</i>	<i>artifacts</i>
<i>anthropologist</i>	<i>extinct</i>	<i>paleo</i>	<i>gatherers</i>
<i>nomads</i>	<i>hunters</i>	<i>Clovis point</i>	<i>Folsom Point</i>
<i>mammoths</i>	<i>mastodons</i>	<i>flint knapping</i>	

PREDICTIONS
1. <u><i>Culture includes beliefs, customs and traditions.</i></u>
2. <u><i>Scientists tell us about ancient cultures.</i></u>
3. <u><i>Early people had crude weapons.</i></u>
4. <u><i>Early people hunted animals that are extinct today.</i></u>

To apply the skill, have the students complete Graphic Organizer 3 on their own as they read a passage in their textbook.

To extend the activity, have students check the accuracy of their predictions by using Graphic Organizer 4. They should write their hypotheses in the middle column and then, as they read, cite evidence to support their prediction in Column 1 or cite evidence to refute their prediction in Column 3

What Does It Mean?

Selection 3 - Prehistoric Cultures: The Paleo and Archaic Periods

Culture refers to the **beliefs, customs,** and civilization of a particular people or group. Prehistoric cultures are those cultures or communities that existed before recorded history. Prehistoric cultures are usually grouped by how and where they lived as well as when they lived.

What we know about prehistoric cultures on the North American continent comes from **traditions** and the work of **archaeologists** and **anthropologists**. From **artifacts** - bits of stone, bone, pottery, tools, and weavings - these scientists piece together a picture of how the people lived.

The earliest primitive hunters are sometimes called Paleo Indians. The word **paleo** means “very old.” So, it might be said that these people were very old **hunters**. Some people from the Paleo period were nomads who followed large

animals like **mastodons** and hairy **mammoths**. They depended on these animals for food and clothing. They hunted with spears that had a **Clovis point** made by chipping away rock. The process of making the spear points was known as **flint knapping**.




As the large animals became **extinct**, people had to change their methods of hunting. They began to make a finer spear point — the **Folsom point** — that was more effective when hunting smaller animals. A popular new weapon — the **atlatl** — was developed during the Archaic period. The atlatl made it possible to throw spears or darts with more force. The Archaic people, since they did not have to follow the large animals, stayed in one place for longer periods of time. As a result, they became **gatherers** as well as hunters.

Graphic Organizer 3

Preview a reading passage and make a list of key words.

WORD LIST

Group these words according to a common characteristic. Place each group of words in one of the ovals. After you have grouped the words, give each group a name. Write the name in the rectangle under each oval.



Based on your groups of words, predict what you may find in the reading passage.

- 1. _____
- 2. _____
- 3. _____

Graphic Organizer 4

Record the predictions you made on Graphic Organizer 3 in the middle column. Then, as you read the text, find evidence to support or refute your predictions. Write evidence to support your prediction in Column 1. Write evidence to refute your prediction in Column 3.

SUPPORT	PREDICTION	REFUTE

REFLECTION: How accurate were your predictions?